



FLAMMABLES STORAGE CABINETS

MODEL NO: FSC07, FSC08, FSC09, FSC10

Thank you for purchasing a Sealey product. Manufactured to a high standard, this product will, if used according to these instructions, and properly maintained, give you years of trouble free performance.

IMPORTANT: PLEASE READ THESE INSTRUCTIONS CAREFULLY. NOTE THE SAFE OPERATIONAL REQUIREMENTS, WARNINGS & CAUTIONS. USE THE PRODUCT CORRECTLY AND WITH CARE FOR THE PURPOSE FOR WHICH IT IS INTENDED. FAILURE TO DO SO MAY CAUSE DAMAGE AND/OR PERSONAL INJURY AND WILL INVALIDATE THE WARRANTY. KEEP THESE INSTRUCTIONS SAFE FOR FUTURE USE.



Refer to
instruction
manual

1. SAFETY

- ❑ **WARNING!** Ensure Health & Safety, local authority, and general workshop practice regulations are adhered to when using these cabinets.
- ✓ Locate the cabinets in a suitable work area.
- ✓ Keep the work area clean, uncluttered and ensure there is adequate lighting.
- ❑ **WARNING!** Use the cabinets on level and solid ground, preferably concrete.
- ✓ Keep the cabinets clean and tidy in accordance with good workshop practice.
- ✓ Keep children and unauthorised persons away from the work area.
- ✓ Handle flammable liquids carefully and in accordance with all stated directions on containers.
- ✓ Evenly distribute weight on shelves, keep heavier loads on lower shelves.
- ✗ **DO NOT** use these cabinets for any purpose other than that for which they are designed.
- ✗ **DO NOT** use the cabinets outdoors.
- ✗ **DO NOT** place the cabinets in a damp or wet location or an area where there is condensation.
- ✗ **DO NOT** clean the cabinets with any solvents which may damage the surfaces or the protective coating.

2. INTRODUCTION

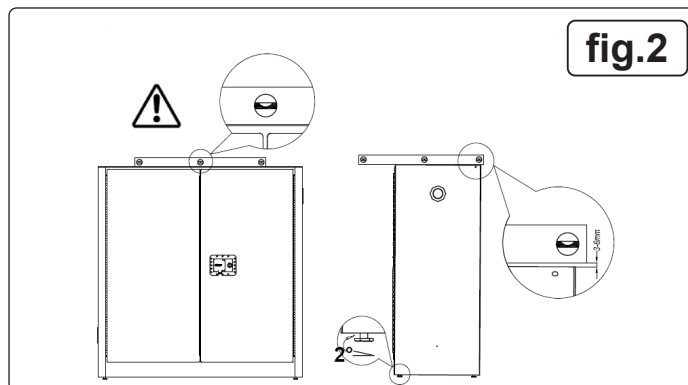

Sturdy metal construction with a yellow powder coated finish. Fitted with a 3-point key lock with recessed handle, supplied with two keys. Features an adjustable lipped shelf and a liquid-tight base to retain spills. Also benefits from two 2" BSP ventilation ports with caps that are equipped with a magnetic backing for convenient storage near the ports. Four adjustable feet allow for the cabinet to be set level on uneven ground. For the safe storage of flammables, pesticides, paint and ink. Supplied with a pack of appropriate warning labels.

3. SPECIFICATION

	FSC07	FSC08	FSC09	FSC10
Shelves:	1	1	1	2
Size (W x D x H):	585 x 455 x 890mm	585 x 460 x 1120mm	1095 x 460 x 1120mm	1095 x 460 x 1655mm

4. ASSEMBLY

- 4.1. This cabinet is designed for floor standing, or on an appropriate raised surface.
- 4.2. **RISK ASSESSMENT**
 - 4.2.1. It is important that a Risk Assessment is carried out to establish that the cabinet is suitable for the intended application.
- 4.3. **SPILLAGE SUMP TRAY**
 - 4.3.1. The spillage sump is an integral part of the cabinet base. The sump must NOT be used for storage.
- 4.4. **LEVELLERS**
 - 4.4.1. The cabinet comes with pre-installed levers on the bottom of the unit. For best results ensure that the cabinet is level from side to side and has a slight tilt (2°) from front to back to prevent spillage, see below.
- 4.5. **SHELVES**
 - 4.5.1. The shelves have a recessed lip designed to contain the spillages of substances around the edge of the shelf. It is notched at each corner to allow spillages to drain to the sump below.



4.6. SHELF POSITIONS

4.6.1. Shelves are adjustable in height and should be supported with the clips provided, see fig.3.

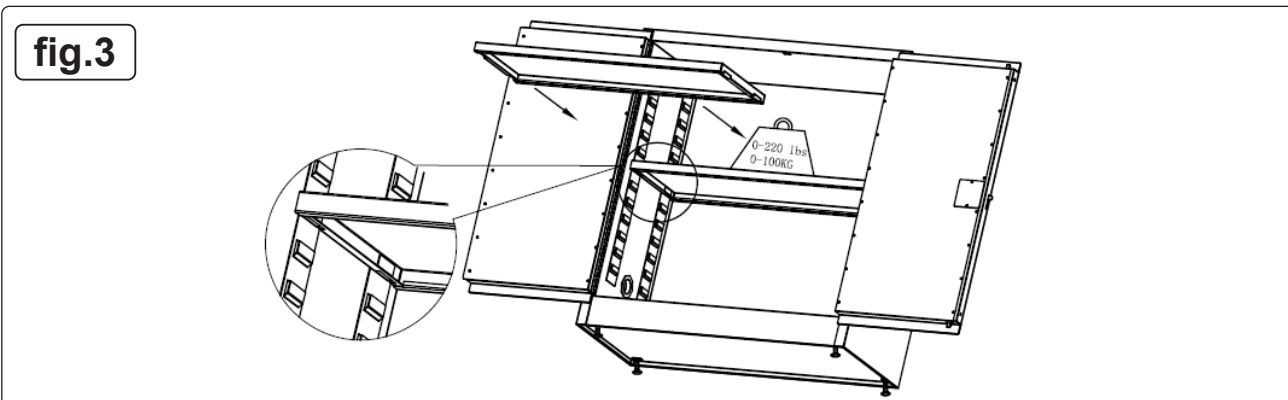
4.7. The lowest shelf should be positioned directly above the sump base but allow access for mopping up should there be a spillage. All other shelves can be positioned at any height to suit the items being stored.

4.8. EARTH WIRE

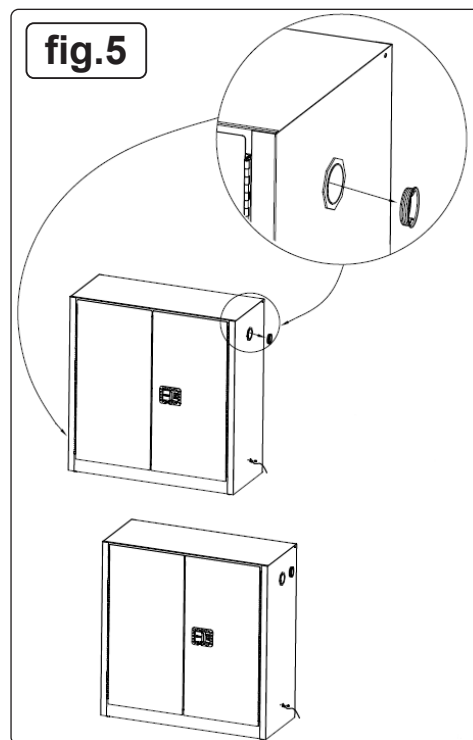
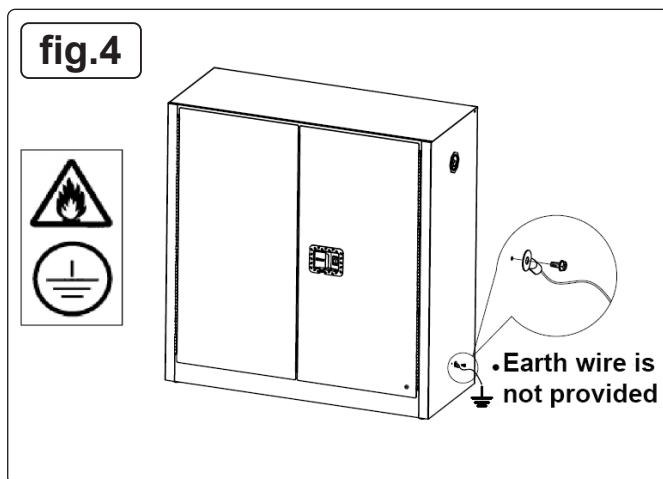
It is recommended to ground flammables storage cabinets if dispensing or collecting flammable liquids is planned within the cabinets.

4.9. FLAME ARRESTOR

4.9.1. When using the cabinet unscrew the two flame arrestors for ventilation.



4.9.2. The flame arrestor caps have a magnetic backing for convenient storage near the vent.



ENVIRONMENT PROTECTION

Recycle unwanted materials instead of disposing of them as waste. All tools, accessories and packaging should be sorted, taken to a recycling centre and disposed of in a manner which is compatible with the environment. When the product becomes completely unserviceable and requires disposal, drain any fluids (if applicable) into approved containers and dispose of the product and fluids according to local regulations.



REGISTER YOUR PURCHASE HERE

Note: It is our policy to continually improve products and as such we reserve the right to alter data, specifications and component parts without prior notice.

Important: No Liability is accepted for incorrect use of this product.

Warranty: Guarantee is 12 months from purchase date, proof of which is required for any claim.

Jack Sealey Ltd t/a Sealey Group, Kempson Way, Suffolk Business Park, Bury St Edmunds, Suffolk, IP32 7AR UK
Jack Sealey (EU) Ltd t/a Sealey Group, Farney Street, Carrickmacross, Co. Monaghan, A81 PK68 Ireland
Tel: 01284 757500 • **Email:** sales@sealey.co.uk • **Web:** www.sealey.co.uk